



Notify others when new results come in for this survey. [Notify others now »](#)

# Region VII AAA 2016 Community Survey



SUMMARY → DESIGN SURVEY → PREVIEW & SCORE → COLLECT RESPONSES → **ANALYZE RESULTS**

**CURRENT VIEW** ? ^

+ FILTER   + COMPARE   + SHOW

**No rules applied** ?

Rules allow you to **FILTER**, **COMPARE** and **SHOW** results to see trends and patterns.

[Learn more »](#)

---

**SAVED VIEWS (1)** ? v All Pages v

---

**EXPORTS** ? v

---

**SHARED DATA** ? v

**! MAXIMUM RESPONSE LIMIT** You have reached your limit of 100 survey responses. To see all 109 responses, upgrade to a paid plan.

RESPONDENTS: 100 of 109

**QUESTION SUMMARIES**   DATA TRENDS   INDIVIDUAL RESPONSES

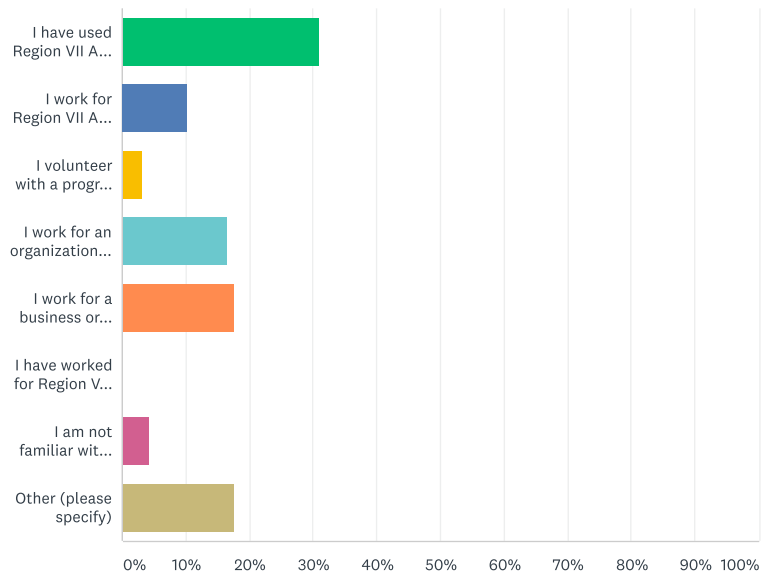
Page 1

Q1

Customiz

## What is your experience with Region VII Area Agency on Aging?

Answered: 97   Skipped: 3



**ANSWER CHOICES**

- ▼ I have used Region VII Area Agency on Aging when seeking assistance with services for an older adult or person with disabilities. 1
- ▼ I work for Region VII Area Agency on Aging. 1
- ▼ I volunteer with a program of Region VII Area Agency on Aging. 3
- ▼ I work for an organization that receives funding from Region VII Area Agency on Aging. 1
- ▼ I work for a business or not-for-profit human services organization. 1
- ▼ I have worked for Region VII Area Agency on Aging. 0
- ▼ I am not familiar with Region VII Area Agency on Aging. 4
- ▼ Other (please specify) Re + 1

TOTAL

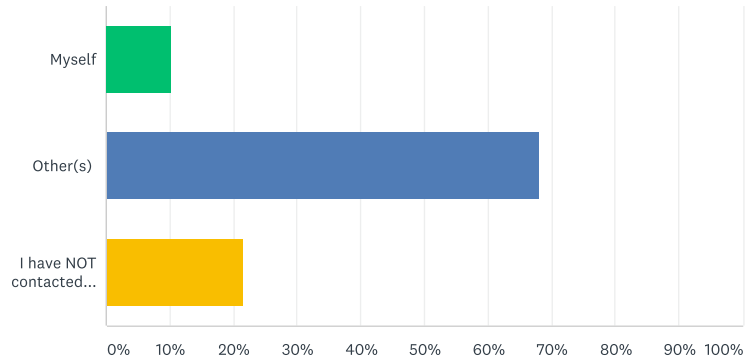


Q2

Customiz

I have sought services for myself or others from Region VII Area Aging.

Answered: 97 Skipped: 3



| ANSWER CHOICES                                      | RESPONSES |
|---|-----------|
| Myself  | 10.31%    |
| Other(s)  | 68.04%    |
| I have NOT contacted Region VII AAA for information | 21.65%    |
| <b>TOTAL</b>  |           |

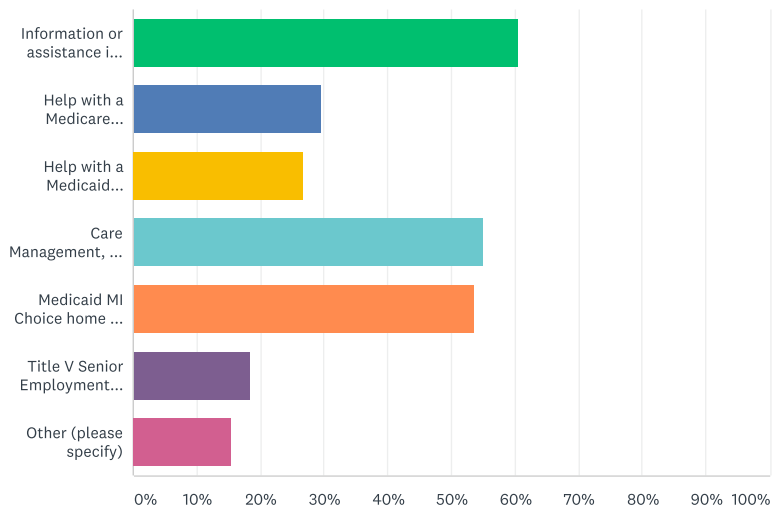
[Comments \(25\)](#)

Q3

Customiz

If you answered yes to question 2, please check all boxes that apply services sought:

Answered: 71 Skipped: 29



| ANSWER CHOICES  |  |
|---|--|
| Information or assistance in locating aging services. |  |
| Help with a Medicare question.                        |  |

Total Respondents: 71



- ▼ Help with a Medicaid question.

---

  - ▼ Care Management, a service that helps coordinate community resources for a person who needs some help to continue living independently in the community.

---

  - ▼ Medicaid MI Choice home and community-based waiver, services to persons who meet nursing facility level of care (nursing home) and have limited financial means (money).

---

  - ▼ Title V Senior Employment Program

---

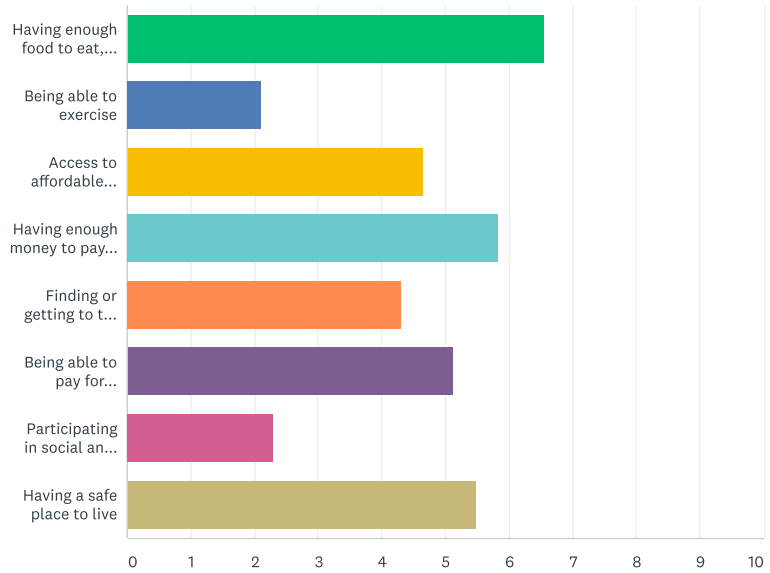
  - ▼ Other (please specify) Responses 1
- Total Respondents: 71**

Q4

Customiz

Rank the following items in order of importance with 1 being most important to people who are age 60 and older in your community.

Answered: 91 Skipped: 9



|   | 1            | 2            | 3            | 4            | 5            | 6            | 7            | 8            |
|---|--------------|--------------|--------------|--------------|--------------|--------------|--------------|--------------|
| ▼ Having enough food to eat, groceries, and/or prepared meals | 34.09%<br>30 | 32.95%<br>29 | 9.09%<br>8   | 9.09%<br>8   | 10.23%<br>9  | 1.14%<br>1   | 3.41%<br>3   | 0.00%<br>0   |
| ▼ Being able to exercise                                      | 0.00%<br>0   | 2.33%<br>2   | 1.16%<br>1   | 8.14%<br>7   | 4.65%<br>4   | 11.63%<br>10 | 22.09%<br>19 | 50.00%<br>43 |
| ▼ Access to affordable transportation                         | 7.87%<br>7   | 14.61%<br>13 | 14.61%<br>13 | 7.87%<br>7   | 21.35%<br>19 | 21.35%<br>19 | 11.24%<br>10 | 1.12%<br>1   |
| ▼ Having enough money to pay bills                            | 17.44%<br>15 | 13.95%<br>12 | 31.40%<br>27 | 18.60%<br>16 | 11.63%<br>10 | 4.65%<br>4   | 1.16%<br>1   | 1.16%<br>1   |
| ▼ Finding or getting to the doctor                            | 1.15%<br>1   | 8.05%<br>7   | 16.09%<br>14 | 16.09%<br>14 | 24.14%<br>21 | 25.29%<br>22 | 5.75%<br>5   | 3.45%<br>3   |
| ▼ Being able to pay for prescription drugs                    | 9.09%<br>8   | 17.05%<br>15 | 18.18%<br>16 | 23.86%<br>21 | 13.64%<br>12 | 7.95%<br>7   | 3.41%<br>3   | 6.82%<br>6   |



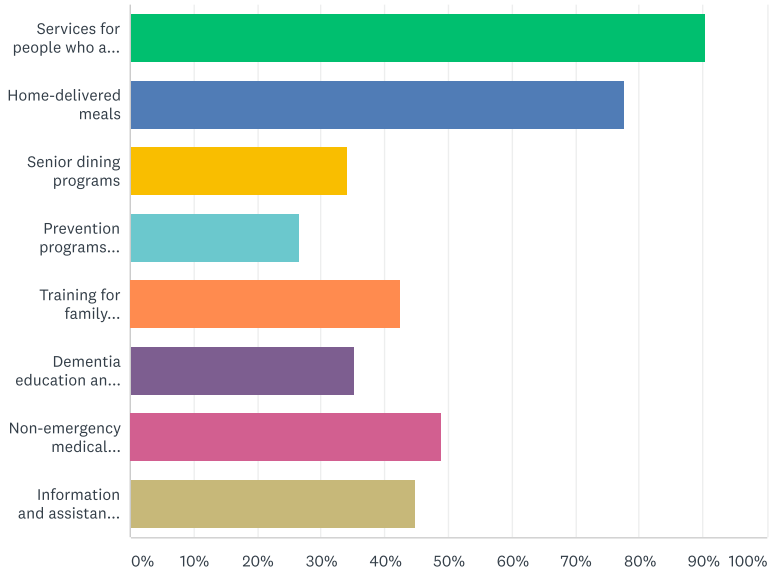
|   |              |              |             |              |              |              |              |              |  |
|---|--------------|--------------|-------------|--------------|--------------|--------------|--------------|--------------|--|
|   |              |              |             |              |              |              |              |              |  |
| ▼ Participating in social and faith-based (church) activities | 1.14%<br>1   | 0.00%<br>0   | 1.14%<br>1  | 5.68%<br>5   | 4.55%<br>4   | 18.18%<br>16 | 44.32%<br>39 | 25.00%<br>22 |  |
| ▼ Having a safe place to live                                 | 30.68%<br>27 | 12.50%<br>11 | 10.23%<br>9 | 12.50%<br>11 | 11.36%<br>10 | 9.09%<br>8   | 4.55%<br>4   | 9.09%<br>8   |  |

Q5

Customiz

Region VII AAA contracts public money to organizations that provide to older adults including hot noon meals at senior dining sites, home delivered meals, personal care, home making, family caregiver training more. These organizations also rely on tax millage, grants and donations to meet the need. As demand for services increases, it is possible there may not be enough money to provide all services. In your opinion, what program is most important? (choose 3 from the list below).

Answered: 94 Skipped: 6



| ANSWER CHOICES   | RESPONSE |
|--|----------|
| ▼ Services for people who are home bound                             | 90.43%   |
| ▼ Home-delivered meals   | 77.66%   |
| ▼ Senior dining programs   | 34.04%   |
| ▼ Prevention programs (health and wellness classes)                  | 26.60%   |
| ▼ Training for family caregivers                                     | 42.55%   |
| ▼ Dementia education and resources for family members and caregivers | 35.11%   |
| ▼ Non-emergency medical transportation                               | 48.94%   |
| ▼ Information and assistance about locating aging services           | 44.68%   |
| <b>Total Respondents: 94</b>   |          |

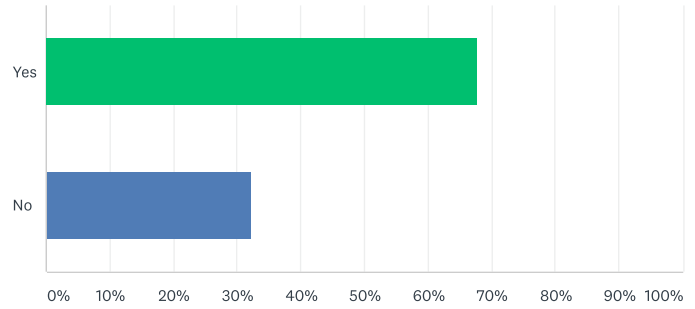
Q6

Customiz

Have you, or someone you know, provided care for a person with Alzheimer's Disease?



Answered: 96 Skipped: 4



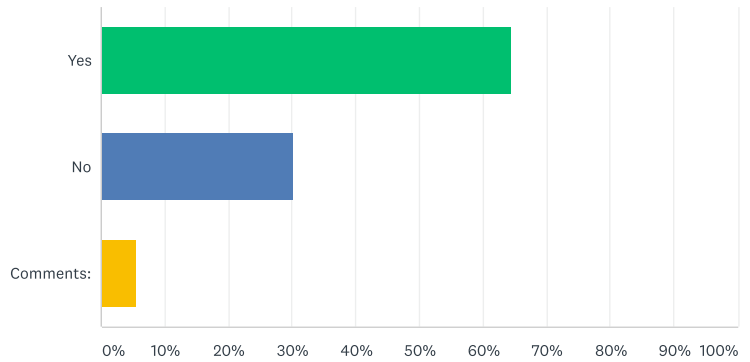
| ANSWER CHOICES | RESPONSES |
|----------------|-----------|
| ▼ Yes          | 67.71%    |
| ▼ No           | 32.29%    |
| <b>TOTAL</b>   |           |

Q7

Customiz

Do you feel enough information was available for you about dementia Alzheimer's Disease when you needed to make care decisions?

Answered: 73 Skipped: 27



| ANSWER CHOICES | RESPONSES                       |
|----------------|---------------------------------|
| ▼ Yes          | 64.38%                          |
| ▼ No           | 30.14%                          |
| ▼ Comments:    | <a href="#">Responses</a> 5.48% |
| <b>TOTAL</b>   |                                 |

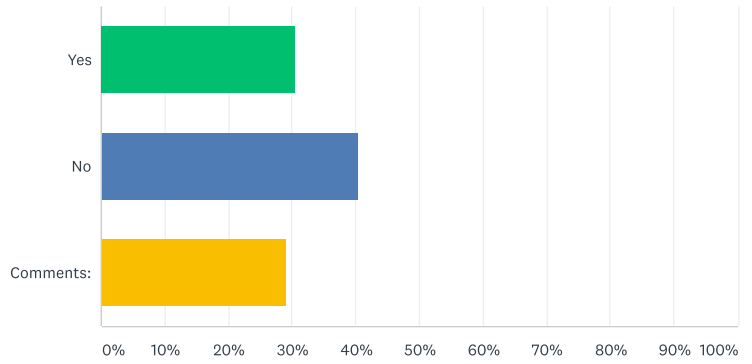
Q8

Customiz

Were caregiver support groups available where you live, and did you participate in them?

Answered: 72 Skipped: 28





| ANSWER CHOICES | RESPONSES                        |
|----------------|----------------------------------|
| ▼ Yes          | 30.56%                           |
| ▼ No           | 40.28%                           |
| ▼ Comments:    | <a href="#">Responses</a> 29.17% |
| TOTAL          |                                  |



ENGLISH ▼

[About SurveyMonkey](#) • [Careers](#) • [Developers](#) • [Privacy Policy](#) • [Email Opt-In](#) • [Help](#) • [Cookies Policy](#)  
Copyright © 1999-2018 SurveyMonkey

